

OIG INVESTIGATIONS OF SEXUAL ALLEGATIONS

Presentation to the Board of Education of the City of Chicago

May 27, 2020

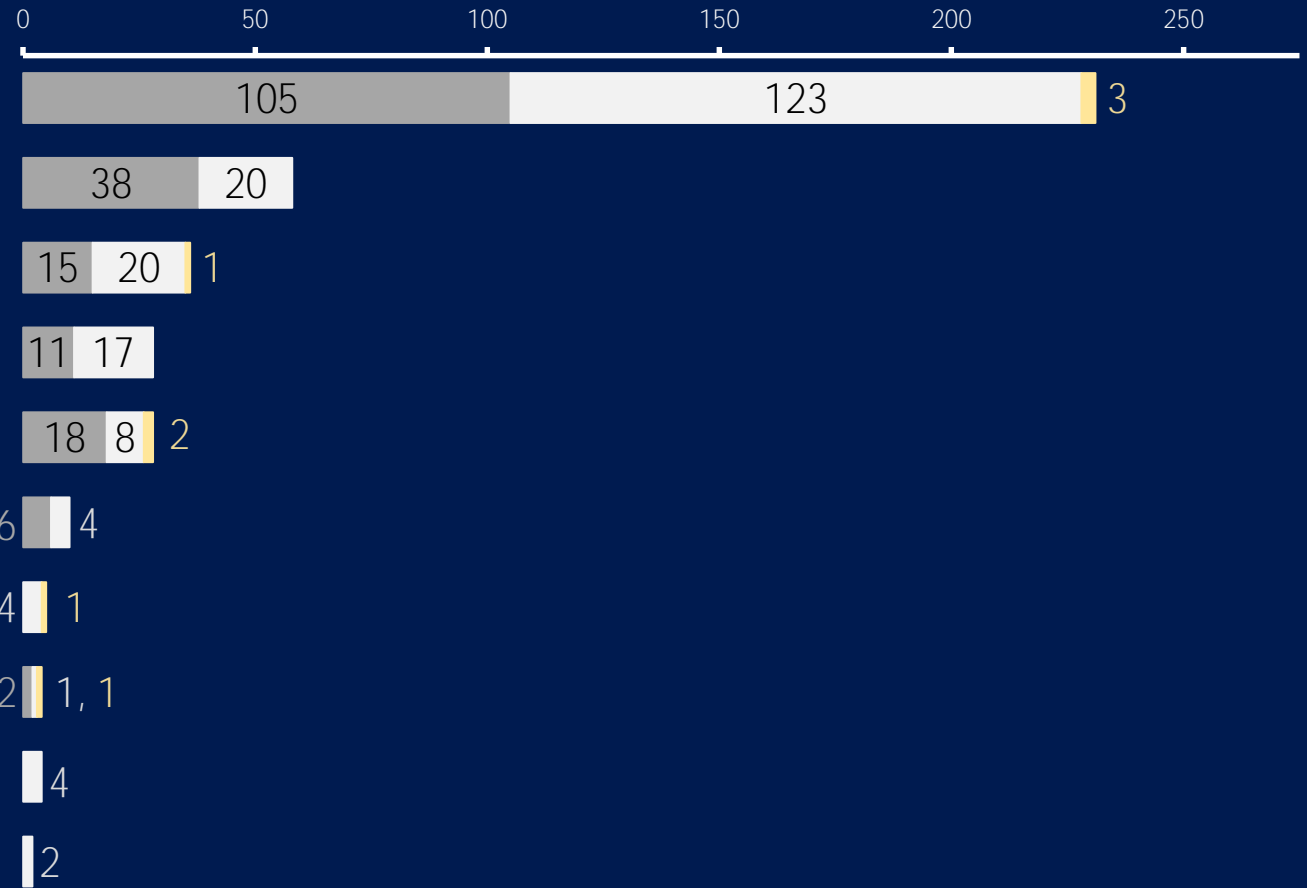
Office of
Inspector General
Chicago Board of Education
Philip Wagenknecht, Interim Inspector General

[Redacted]

[Redacted]

[Redacted]

Sexual Act	Penetration
Sexual Abuse	Physical conduct for sexual gratification, e.g., groping, fondling
Sexual Comment v In Person	Unambiguously sexual comment to student
Grooming	Actions to break down inhibitions for the purpose of sexual conduct
Sexual Electronic Communication ~ ^ ^ Æ š] v P _ •	Sexual text messages, emails, or other communications
Touching v Less than Sexual Abuse	Touching of a possible (not obvious) sexual nature
Concerning v Other	Leering, "creepy" behavior or other potentially concerning behavior
Student-on-Staff Inappropriate Conduct	Student behavior toward a staff member (now addressed by EOCO)



ALLEGATION RATE COMPARISON

By school primary grade category

	Elementary School	High School
Allegations July 1, 2019 † Apr. 30, 2020	107	106
20th Day Enrollment	250,423	104,733
% Total CPS Enrollment	71%	29%
% of Total Allegations	49%	51%
Allegations Per 100,000 Students	78	193

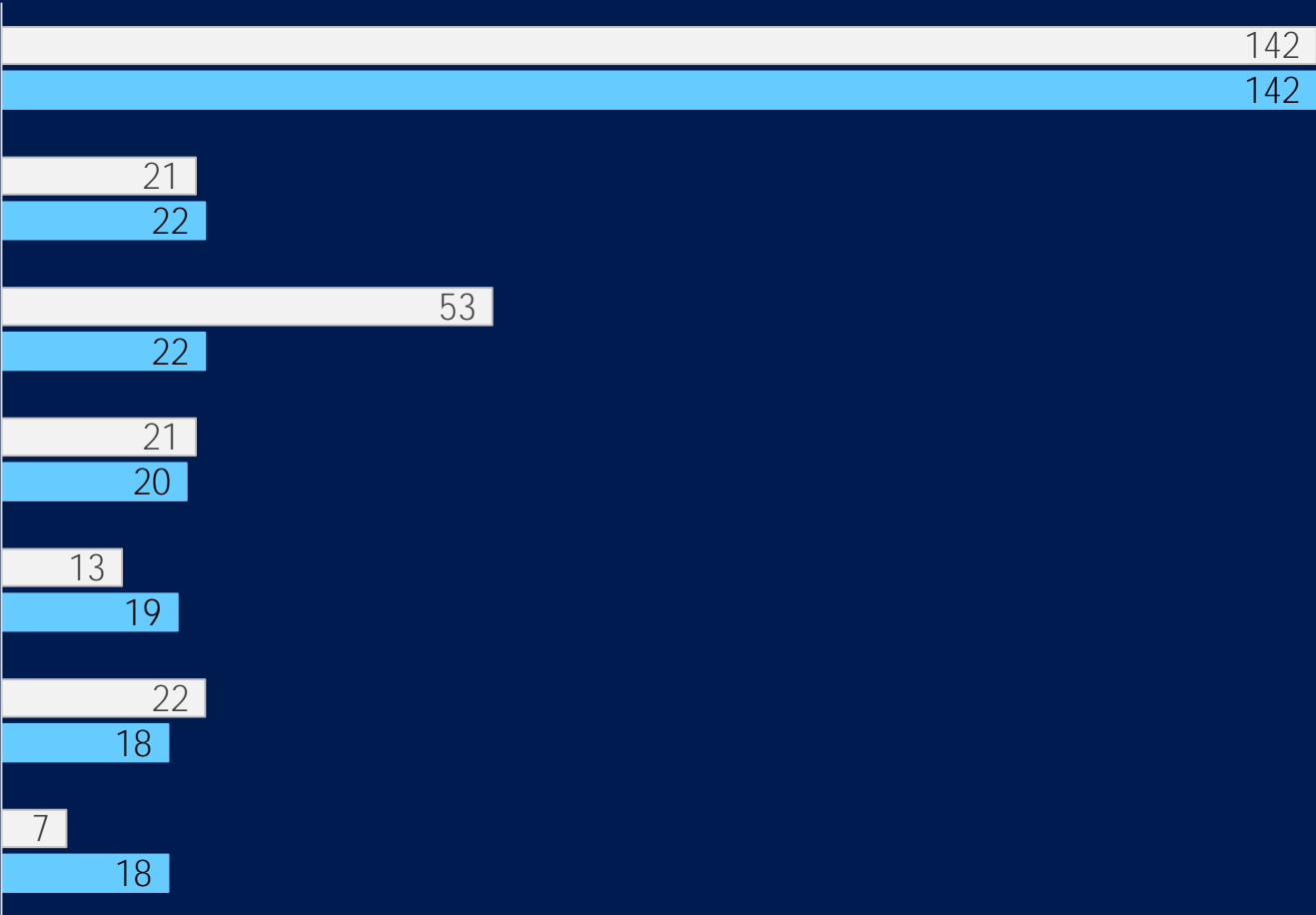
Elementary schools and high schools have similar numbers of allegations.

The share of allegations between Elementary Schools and High Schools has remained essentially unchanged year to year.

2019-20 school year 20th-day enrollment data. Several cases did not fall within an ES/HS categorization.

ALLEGATIONS BY JOB CATEGORY

Year-on-year comparison for cases opened October 1 through April 30



ALLEGATION RATE COMPARISON

Non-charter schools compared with charter schools

	Non-charter	Charter
Allegations Jul. 1, 2019 to Apr. 30 2020	364	42
20th Day Enrollment	303,184	51,927
% Total CPS Enrollment	85%	15%
% of Total Allegations	85%	15%

OIG CLOSED CASES

Summary of all OIG decisions, as categorized by initial allegation

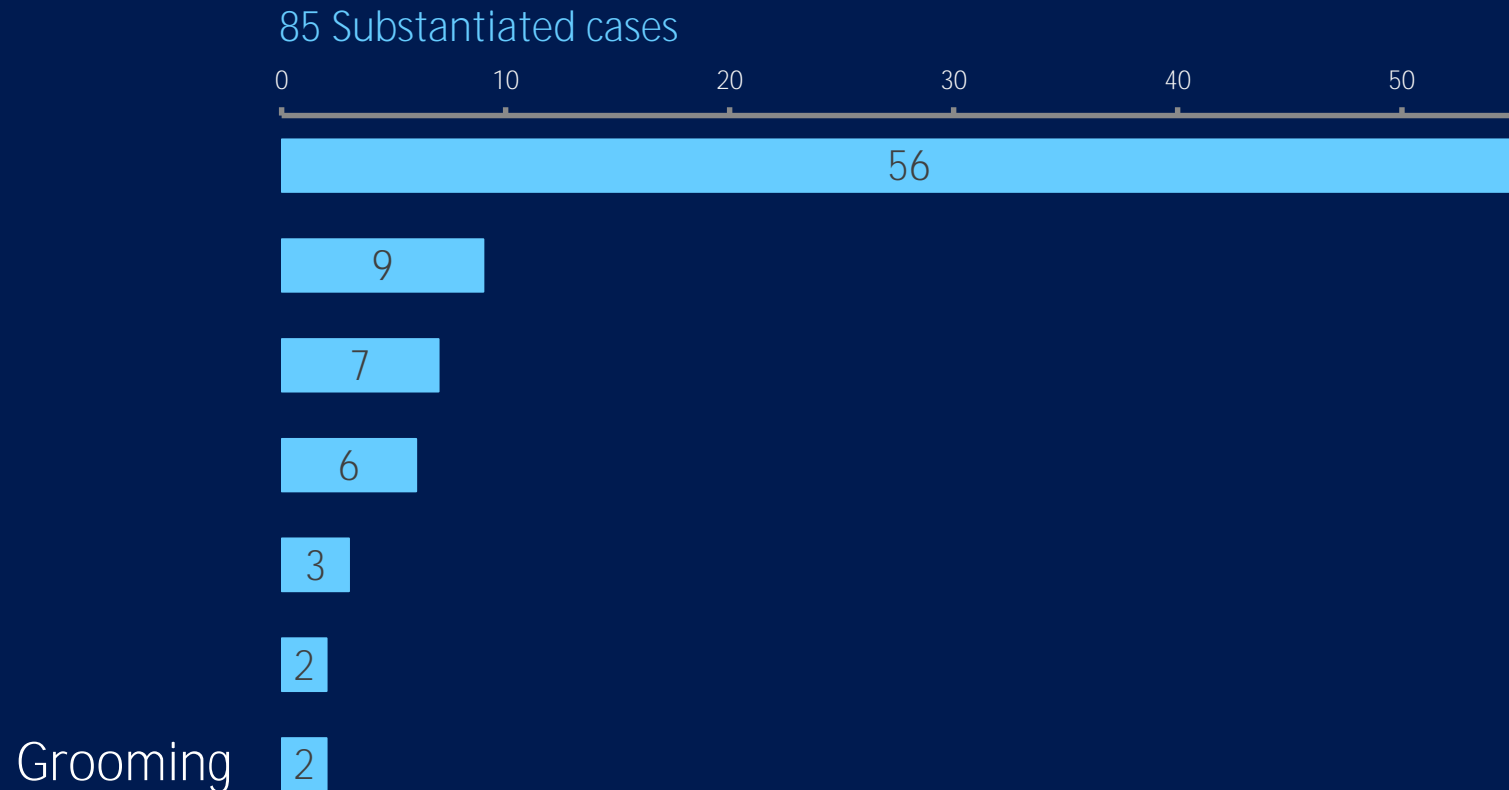
Cases closed July 1, 2019 – April 30, 2020. A case is “substantiated” when a preponderance of the evidence establishes a violation of CPS policies, rules, or guidelines. A case may be substantiated on different grounds than the initial allegation, and in limited instances, OIG may close or refer a case without making a substantiated or not substantiated determination.

85 Substantiated | 142 Not Substantiated | 39

SUBSTANTIATED CASES

Summary of most significant factual finding in each case

Includes all substantiated cases with a decision issued between July 1, 2019 and April 30, 2020. Substantiated cases may involve multiple policy violations. Here, each case is categorized by the most significant finding.



ALLEGATIONS COMPARED TO FINDINGS

Includes all substantiated cases with a decision issued between July 1, 2019 and April 30, 2020. Substantiated cases may involve multiple factual findings and policy violations. Here, each substantiated case is categorized by the most significant factual finding.

Allegation	Substantiated: Most Significant Factual Finding
Sexual Act (6)	Sexual

APPENDIX A

Cases opened by allegation category

	Oct. tApr. '18-19	Oct. tApr. '19-20
Outcry About Old Conduct	7 (2%)	3 (1%)
Failure to Report	0 (0%)	2 (1%)
Student-on-Staff Inappropriate Conduct	8 (2%)	4 (1%)
Sexual Electronic Communication	4 (1%)	4 (1%)
Sexual Comment: In Person	21 (6%)	8 (2%)
Sexual Abuse	34 (10%)	22 (7%)
Sexual Act	30 (9%)	25 (8%)
Grooming	50 (15%)	25 (8%)
Touching: Less Than Sexual Abuse	33 (10%)	54 (16%)
Concerning: Other	150 (45%)	184 (56%)
Total	337	331

APPENDIX C

Staff pulled pending OIG investigation

Staff Pulled Pending OIG Investigation		
	Oct. to June '18-19	July to April '19-20
Bus Personnel	3	0
Bus Personnel-Vendor	1	3
Coach	3	3
Custodian	4	5
Custodian-Vendor	0	3
Lunch/Recess/Porter	2	3
Other	6	11
Other-Vendor	8	14
Principal/AP/Dean	4	1
Safe Passage-Vendor	3	1
SECA/Para/Aide/TA	8	7
Security Guard	23	11
Security Guard-Coach	1	1
Security Guard-		